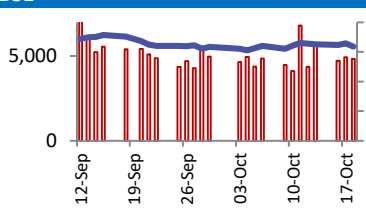
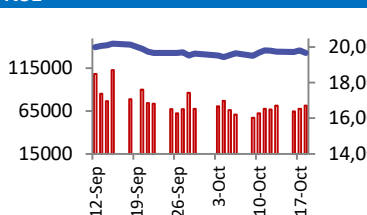


BSE		NSE	
	70,000 Open 66474 65,000 High 66475 60,000 Low 65842 55,000 Close 65877 Change -551 Volume (Lacs) 7344 Turnover (Rs.inCr) 4833		Open 19820 High 19841 Low 19660 Close 19671 Change -140 Volume(Lacs) 39674 Turnover(Rs.in Cr) 71375

World Markets	Current	Previous	Pt. Chg	Var(%)
Dow	33665	33998	(333)	-1.0%
Dow Futures	33762	33806	(44)	-0.1%
Nasdaq	13314	13534	(219)	-1.6%
FTSE	7588	7675	(87)	-1.1%
Nikkei	31447	32042	(595)	-1.9%
Hang Seng	17434	17733	(298)	-1.7%
Gift Nifty	19569	19594	(25)	-0.1%
Straits Singapore	3099	3137	(38)	-1.2%
South Korea	2420	2463	(42)	-1.7%
Taiwan	16451	16441	10	0.1%
Shanghai	3035	3059	(23)	-0.8%

Commodity Prices	Current	Previous	Pt. Chg	Var(%)
Copper (\$/MT)	7973	7971	2.0	0.0%
Alumin (\$/MT)	2182	2177	5.0	0.2%
Zinc (\$/MT)	2437	2421	15.5	0.6%
Brent Crude (\$/bbl)	90.9	91.5	(0.6)	-0.6%
Gold (\$/Ounce)	1949	1948	1.4	0.1%
Silver (\$/Ounce)	22.9	22.8	0.0	0.1%
Light Crude (\$/bbl)	88.0	88.3	(0.3)	-0.4%
N G (\$/mmbtu)	3.1	3.1	0.0	0.4%
Sugar (\$/MT)	741.8	738.9	2.9	0.4%
Rubber (Rs./kg)	153.0	153.3	(0.3)	-0.2%
Baltic Dry Index	2105	2058	47.0	2.3%

Currency Exchange Rate	Current	Previous	Var(%)
Rs./ \$ rate	83.27	83.26	0.01%
Rs./ Euro	88.02	87.86	0.17%
Rs./ Chinese Yuan	11.39	11.38	0.04%
Yen / \$ rate	149.83	149.93	-0.07%
\$ US/Euro	1.05	1.05	0.00%

Dollar Index	Current	Previous	Var(%)
Dollar Index	106.59	106.57	0.03%

Support/ Resistance Levels for Today		
	Nifty	Bank Nifty Fut
Support 1	19600	43870
Support 2	19530	43680
Resistance	19800	44380

Securities in Ban For Trade	
IBULHSGFIN	BALRAMCHIN
MANAPPURAM	INDIACEM
MCX	SAIL
HINDCOPPER	GNFC
DELTACORP	

### Market Review

**US :** U.S. stocks ended sharply lower on Wednesday, with the S&P 500 and Nasdaq falling more than 1% each, as Treasury yields rose again and investors assessed the latest batch of quarterly corporate results and forecasts.

**Asia:** Asian shares slid on Thursday as risk aversion prevailed in the market due to mounting worries over Middle East tensions

**India:** Indian equity indices ended on a negative note on October 18 with Nifty below 19,700 on the back of weak global cues. Banks and non-banking financial companies fell, whereas the pharma and auto sectors advanced. **Market is expected to open gap down and likely to witness selling pressure during the day.**

**Global Economy:** Australia employment rose less than expected in September, following a blowout result the month before, but the jobless rate still ticked down in a sign the labour market remained drum tight. Figures from the Australian Bureau of Statistics on Thursday showed net employment rose 6,700 in September from August, when they surged 63,300. Market forecasts had been for an increase of around 20,000.

China's new home prices fell for the third straight month in September, official data showed on Thursday. New home prices fell 0.2% month-on-month but narrowed from a 0.3% drop in August, based on National Bureau of Statistics (NBS) data. Prices were down 0.1% from a year earlier, matching August's decline..

**Commodities:** Gold prices edged higher on Thursday to hover near a 2-1/2-month high as escalating Middle East turmoil lifted demand for the safe-haven asset, while investors looked forward to U.S. Federal Reserve Chair Jerome Powell's speech due later in the day.

Oil prices fell on Thursday, reversing gains in the previous session, after OPEC showed no signs of supporting Iran's call for an oil embargo on Israel and as the United States plans to ease Venezuela sanctions to allow more oil to flow globally.

**Currency:** The dollar held the yen near a two-week low, as growing expectations the U.S. Federal Reserve will keep rates higher for longer had the greenback and U.S. Treasury yields on the rise overnight and markets awaited a speech by Fed Chair Powell.

FII Derivative Transactions (Rs. Cr)

Contracts	Purchase		Sell		Net Value	Open Interest (OI)		OI (Previous day)		Change	
	Contract	Value	Contract	Value		Contract	Value	Contract	Value	Contract	Value
Index Future	40680	3117	48614	3502	(385)	193102	15500	171044	14244	22058	1256
Index Option	30516660	2172894	30931117	2201320	(28426)	3134377	275932	4089740	330198	(955363)	(54266)
Stock Future	176810	14166	194218	15661	(1495)	2431525	191635	2402625	190710	28900	925
Stock Option	378803	32163	374271	31813	350	243966	19792	241050	19663	2916	129
<b>Total</b>	<b>31112953</b>	<b>2222340</b>	<b>31548220</b>	<b>2252296</b>	<b>(29956)</b>	<b>6002970</b>	<b>502859</b>	<b>6904459</b>	<b>554815</b>	<b>(901489)</b>	<b>(51956)</b>

FII All Activity-BBG (Rs Cr)	Buy	Sell	Net
11-Oct-23	12645	12823	(178)
12-Oct-23	8623	10369	(1746)
13-Oct-23	10345	9964	382
16-Oct-23	7195	7588	(393)
17-Oct-23	8808	8217	591
<b>Month to date-Oct</b>	<b>102938</b>	<b>109274</b>	<b>-6336</b>
FII (Prov.) (Rs Cr)	Buy	Sell	Net
12-Oct-23	8601	10464	(1863)
13-Oct-23	10318	10001	317
16-Oct-23	7014	7607	(594)
17-Oct-23	8518	8254	264
18-Oct-23	9761	11593	(1832)
<b>Month to date- Oct</b>	<b>106453</b>	<b>120998</b>	<b>(14545)</b>
DII (Prov.) (Rs. Cr)	Buy	Sell	Net
12-Oct-23	8706	7174	1532
13-Oct-23	7661	7764	(103)
16-Oct-23	6738	5553	1184
17-Oct-23	6492	6380	113
18-Oct-23	8167	6697	1470
<b>Month to date-Oct</b>	<b>97185</b>	<b>82898</b>	<b>14287</b>
FII Debt - BBG (Rs. Cr)	Buy	Sell	Net
11-Oct-23	790	771	19
12-Oct-23	2864	1995	869
13-Oct-23	1634	906	727
16-Oct-23	645	133	512
17-Oct-23	393	245	149
<b>Month to date-Oct</b>	<b>12531</b>	<b>7997</b>	<b>4534</b>

Market Breadth	BSE		NSE	
	No.	%	No.	%
Advance	1386	36%	806	32%
Decline	2322	60%	1601	64%
Unchanged	135	4%	84	3%

Market Turnover	18-Oct	17-Oct	Var (%)
BSE Cash	4833	4935	-2%
NSE Cash	71375	67587	6%
NSE Futures	104313	77773	34%
NSE Options	48023257	30868669	56%
Total (Rs.Cr)	48203777	31018963	55%

Volatility Index	18-Oct	17-Oct
Volatility Index	10.97	10.70

Index PE - TTM	18-Oct	Yr. High	Yr. Low
Sensex	23.7	26.0	21.8
Nifty	21.9	24.2	20.0

Corporate News

**Mastek has received a three-year contract from the UK's Government Digital Service**

The digital engineering and cloud transformation company has received a three-year contract from the UK's Government Digital Service. The three-year contract is valued at 8.5 million pounds, with options available to extend to a total of five years. The company, in collaboration with UK GDS, will design, build, and operate the GOV.UK One Login Technical Service Desk. (MC)

**RITES signed Memorandum of Understanding with INTECSA-INARSA**

The state-run engineering services company has signed Memorandum of Understanding with INTECSA-INARSA, S.A.U, a company incorporated in Spain, to achieve the effectiveness of synergy and co-operation on a long term basis. They will explore business interests in relation to the development and execution of projects in Republic of Guyana and Republic of Colombia. (MC)

**Welspun Corp secures order for export of LSAW pipes and bends to Middle East**

Welspun Corp Limited has been awarded a contract for export of LSAW Pipes and Bends to the Middle East which will be executed from its facilities in Anjar, India. The contract is for supply of approximately 61,000 MT bare pipes and bends which will be used for offshore production and transport of gas. (CNBC)

Economy

**Rising concerns over delayed arrival of kharif crop push wholesale onion prices up in Maharashtra**

Wholesale onion prices in Maharashtra's Nashik district have risen by around 30% in a week due to concerns over the delay in the arrival of the kharif crop. Other states, where the government is selling onions in wholesale markets, have seen a lower increase in prices compared to Nashik. The delay in the arrival of the kharif crop is expected to increase onion prices further. The quality of stored onions from last season's rabi crop was not good, adding to the concerns. Maharashtra is the top on. (ET)

International

**Tesla joins GM, Ford in slowing EV factory ramp as demand fears spread**

Tesla joined General Motors and Ford in being cautious about expanding electric vehicle production capacity, citing economic uncertainties and underscoring fears of a slowdown in demand. Tesla CEO Elon Musk said he would wait for clarity on the economy before ramping up its planned factory in Mexico. (INV)

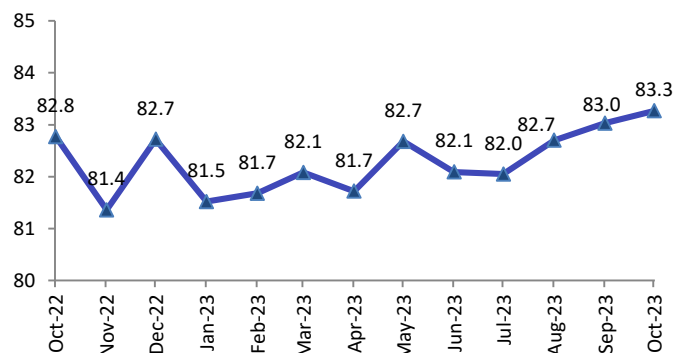
Top 5 Nifty Gainers	18-Oct	17-Oct	Var(%)
CIPLA	1211	1174	3.2%
DRREDDY	5677	5544	2.4%
TATAMOTORS	669	656	2.0%
SUNPHARMA	1153	1137	1.5%
SBILIFE	1356	1348	0.6%
Top 5 Nifty Losers	18-Oct	17-Oct	Var(%)
BAJFINANCE	7867	8093	-2.8%
BAJAJFINSV	1628	1658	-1.8%
NTPC	242	246	-1.6%
AXISBANK	993	1008	-1.5%
HDFCBANK	1520	1541	-1.4%

BSE Index Watch	Last	1 day	1 wk	1 mth	1 yr
SENSEX	65877	-0.8%	-0.9%	-2.5%	11.5%
MIDCAP	32237	-0.9%	0.0%	-0.6%	28.6%
SMLCAP	38463	-0.3%	1.3%	2.3%	33.8%
AUTO	37501	0.1%	2.2%	0.1%	28.6%
BANKEK	49364	-1.2%	-1.5%	-4.4%	6.9%
Capital Goods	47716	-0.7%	-0.5%	1.3%	47.9%
FMCG	18986	-0.4%	0.4%	0.5%	18.3%
Health Care	28328	0.3%	0.6%	-0.6%	21.0%
IT	32092	-0.5%	-2.5%	-3.4%	13.4%
METAL	23546	-0.5%	2.1%	1.2%	27.6%
Oil & Gas	19004	-0.8%	1.6%	-1.4%	3.6%
Power	4520	-1.5%	-0.2%	-3.1%	-3.6%
Realty	4847	-0.5%	-0.6%	4.6%	42.5%

NSE USD Futures	18-Oct	17-Oct	Var (%)
Oct Expiry (Rs./\$)	83.28	83.26	0.0%
Nov Expiry (Rs./\$)	83.29	83.26	0.0%
Total Turnover (Rs. Crore)	19933	21597	-8%

Sectors	TTM PE
Auto	32.92
Auto Ancillary	42.96
Banking	15.75
Engineering	38.68
Cement	45.56
Diamonds & Jewellery	76.72
Housing Finance	20.49
Infrastructure & Const	36.23
Metals-Aluminium	15.11
Metal - Steel	14.09
Oil Expl.	7.71
Pharma	40.99
Power – Gen. Supp.	15.94
Information Tech.	29.33
Sugar	11.36
Telecom Serv. Prov.	157.78
Tyres	34.55

USD/INR (Source: BBG)



10 year G-Sec Yield	Current	Previous	Change
US	4.95%	4.91%	3 bps
Japan	0.83%	0.81%	2 bps
India	7.35%	7.33%	2 bps
UK	4.66%	4.51%	14 bps
Libor 3 Mths	5.66%	5.66%	0 bps

Indian Eco Data	Current	Previous	Var(%)
Forex Reserve (US\$ in bn)	525	528	-0.7%
Inflation – WPI	-0.26%	-0.52%	26 bps
Inflation – CPI	5.02%	6.83%	(181) bps

India GDP	Q4FY23	Q4FY22	Var(%)
Growth	8.00%	6.06%	194 bps

Monetary Policy	Current	Previous	Change
Repo Rate	6.50%	6.50%	0 bps
Reverse Repo Rate	3.35%	3.35%	0 bps
CRR	4.50%	4.50%	0 bps
O/S Banking System Liquidity (Rs bn)	-66	-82	15.7

IIP Growth %	Aug-23	Aug-22	YTD
IIP	10.3	-0.7	5.7
Mining	12.3	-3.9	8.3
Manufacturing	9.3	-0.5	5.2
Electricity	15.3	1.4	7.0

ADR Price Movement

Company	Price (US\$)	Volume	Previous Day Price	Volume	Variance (%)	No. of Share Per ADR	ADR Price (Rs.)	BSE Price	Variance (%)
Infosys Tech	17.14	6115511	17.35	7210493	-1.21%	1	1427.18	1440.55	-0.9%
Wipro	4.72	3137003	4.88	1301398	-3.28%	1	393.02	407.45	-3.5%
Dr.Reddy's	67.75	329179	66.32	224181	2.16%	1	5641.29	5677.45	-0.6%
ICICI Bank	22.37	4827378	22.74	6707154	-1.63%	2	931.33	943.75	-1.3%
HDFC Bank	57.40	3645913	58.24	3461645	-1.44%	3	1593.16	1519.75	4.8%

GDR's (US\$)

	Prices	Prev. Close	Change	Var %
L&T	36.30	36.60	(0.3)	-0.8%
RIL	55.90	56.30	(0.4)	-0.7%
SBI	68.50	69.70	(1.2)	-1.7%

US Economy Data	Current	Previous
Inflation (%) (YoY)	3.70%	3.70%
Unemployment (%)	3.80%	3.80%

Interest Rate (%)	Current	Previous
Fed Rate	5.50%	5.50%

US GDP	Q2CY23	Q1CY23	Q4CY22
Growth (QoQ Annualized)	2.10%	2.20%	2.60%

China Economy Data	Current	Previous
GDP	4.90%	6.30%
Inflation – CPI (%)	0.00%	0.10%

Economic Calendar	Date
Indian GDP Data	30 Nov
Indian Inflation Data CPI	13-Nov
Indian Inflation Data WPI	14-Nov
Indian Monetary Policy	8 Dec
India's Industrial Production (IIP)	10-Nov
US Inflation Data	14-Nov
US GDP	26 Oct
US Unemployment Data	3 Nov
US Fed Rate	01 Nov
China GDP	16 Jan
China Inflation Data	09-Nov

Event Update

Name	Date	Purpose
Brand Concepts Ltd.	19-Oct-2023	Rs.0.50 per share(5%)Final Dividend
Semac Consultants Ltd.	19-Oct-2023	Rs.5.00 per share(50%)Final Dividend
Tata Consultancy Services Ltd.	19-Oct-2023	Rs.9.00 per share(900%)Second Interim Dividend
Anand Rathi Wealth Ltd.	20-Oct-2023	Rs.5.00 per share(100%)First Interim Dividend
Angel One Ltd.	20-Oct-2023	Rs.12.70 per share(127%)Second Interim Dividend
HCL Technologies Ltd.	20-Oct-2023	Rs.12.00 per share(600%)Third Interim Dividend
KPI Green Energy Ltd.	20-Oct-2023	Rs.0.25 per share(2.5%)Second Interim Dividend
Madhya Bharat Agro Products Ltd.	20-Oct-2023	Bonus

**Bulk Deal As On 18/10/23**

BSE

Security Code	Security Name	Client Name	Deal	Quantity	Price
543319	AAPLUSTRAD	PREETI TIWARI	S	72000	8.4
543377	ADISHAKTI	SANNAREDDY SUJATAMMA	B	30000	15
538351	AFEL	RISHAN SINGH KEER	S	100000	4.65
540718	AKM	ASHISH PANCHAL	B	48000	50.03
540718	AKM	DINESH KUMAR GHANCHI	B	33000	49.99
540718	AKM	KHUSHBUNIRAJGULECHA	S	81000	49.97
540718	AKM	KIRITKUMAR SENDHABHAI PARMAR	B	45000	49.94
540718	AKM	MONEYSTAR TRADELINK PRIVATE LIMITED	B	81000	50
540718	AKM	NIRAJ HIRACHAND GULECHA	S	126000	49.91
540718	AKM	RAMESHKUMAR HEMRAJ PARMAR	S	42000	50.05
540718	AKM	RAMESHKUMAR MOHANLALJI SONI	B	54000	49.78
540718	AKM	SAURABH RAJESH MEHTA	S	18000	50.28
540718	AKM	SKSE SECURITIES LIMITED CORP CM/TM PROP A/C	S	36000	50.29
540718	AKM	SKSE SECURITIES LIMITED CORP CM/TM PROP A/C	B	36000	49.84
531300	AMITINT	NAMAN RAJU SHAH	S	100000	2.94
539834	BALGOPAL	ANKIT AGRAWAL	B	160000	22
539834	BALGOPAL	MAYANK AGRAWAL	B	160000	22
539834	BALGOPAL	PRANESH DEALMARK PRIVATE LIMITED	S	811200	22
539834	BALGOPAL	SANJAY AGRAWAL	B	162500	22
539834	BALGOPAL	SHALINI NALIN GUPTA	B	161000	22
539834	BALGOPAL	SONAL KAMAL GUPTA	B	160000	22
539546	BNL	ARVIND KRISHNA CHANDURKAR	S	39123	56.2
531327	CHARMS	GIRIDHAR GUPTA SOMISETTY	B	29577	4.81
539986	COMSYN	B.W.TRADERS	B	300000	55
539986	COMSYN	ECONO TRADING & INVESTMENT PRIVATE LIMITED	B	600000	55
539986	COMSYN	NISHA JIGNESH MEHTA	S	1291959	55
539884	DARSHANORNA	NITIN BAKSHI	S	419220	4.26
539884	DARSHANORNA	NITIN BAKSHI	B	25220	4.33
543595	EPBIO	RAJIV MEHTA	B	23500	187
543595	EPBIO	XTENDED BUSINESS REPORTING LIMITED	S	23500	187
535431	GCMSECU	INDRAWATI ENTERPRISES PRIVATE LIMITED	S	3862437	1.56
540936	GGL	ISHA RASTOGI .	B	96000	12
540936	GGL	SUMANA SAHA	S	63485	12
532467	HAZOR	PARNIKA AGARWAL	S	82000	121.18
505893	HINDHARD	ICM FINANCE PRIVATE LIMITED	B	10000	588.5
540377	IFL	BANKE TRADELINK PRIVATE LIMITED	S	1597604	9.07
540377	IFL	PARTH KIRANBHAI SHETH	S	2100000	9.09
540377	IFL	POOJA VISHAL SHETH	S	2100000	10.04
523840	INNOVTEC	VAISHALI ANILKUMAR	B	225000	35.83
530443	KIRANSY-B	RAJAN MALHOTRA	B	25111	12.61
541973	MACH	NEIL ALOYSIUS DSOUZA	B	19500	37.5
543262	MRP	MAHESHKUMAR GORDHANBHAI PATEL	B	18000	36.2
543262	MRP	MULTIPLIER SHARE & STOCK ADVISORS PRIVATE LIMITED	S	18000	36.2
500360	RAPICUT	RIDHI SIDHI DISTRIBUTORS PVT. LTD.	S	30000	75.24
500360	RAPICUT	SARAS INVESTMENT	B	46500	75.24
543366	SBLI	ASHISH PANCHAL	S	6000	71
543366	SBLI	HIRAL VAGHELA	B	9600	71.61

543366	SBLI	JARINABEN RAUMA	S	8400	71.7
543366	SBLI	RAMZANBHAI RAUMA	S	8400	71.45
543366	SBLI	SKSE SECURITIES LIMITED CORP CM/TM PROP A/C	B	10800	71.42
543366	SBLI	TARA HARSHADBHAI GOHIL	B	7200	71.53
531982	SPECFOD	ARCHANA DEVI SABOO	S	45962	80.17
531982	SPECFOD	BIPIN BHANUDAS CHARHOLIKAR	B	34000	79.84
531982	SPECFOD	NAWA SALTS PRIVATE LIMITED	S	148900	79.9
539026	SSPNFIN	KAMLESH GUPTA	B	20000	5.52
539026	SSPNFIN	KRANTI PRABHAKAR SHANBHAG	S	48000	5.45
544001	SUNITATool	BLUESKY INFRA DEVELOPERS PRIVATE LIMITED	B	35000	143.12
544001	SUNITATool	MULTIPLIER SHARE & STOCK ADVISORS PRIVATE LIMITED	S	60000	138.32
538496	TARINI	BONANZA PORTFOLIO LIMITED	S	69000	17.67
514378	YARNSYN	DEVENDR SINGH	S	77976	36.63
514378	YARNSYN	YASHKUMAR GAJJAR	S	22050	32.83

NSE

Security Code	Security Name	Client Name	Deal	Quantity	Price
AHL	Abans Holdings Limited	SCOUTBIT GENERAL TRADING LLC	BUY	256924	346.6
ASIANENE	Asian Energy Services Ltd	APT AGROTECH INDUSTRIES PVT LTD	SELL	250000	190.2
ASIANENE	Asian Energy Services Ltd	APT REAL ESTATES PVT LTD.	BUY	250000	190.27
CANARYS	Canary's Automations Ltd	SAURABH TRIPATHI	SELL	284000	47.65
COMMITTED	Committed Cargo Care Ltd	MANSI SHARE AND STOCK ADVISORS PVT LTD	BUY	80000	82.41
COMMITTED	Committed Cargo Care Ltd	NIKUNJ STOCK BROKERS LTD	SELL	164800	86.1
COMMITTED	Committed Cargo Care Ltd	PRITI SHAH	BUY	64000	86.1
COMMITTED	Committed Cargo Care Ltd	RAJUL DEVIDAS SHAH	BUY	64000	86.1
COMMITTED	Committed Cargo Care Ltd	ROHAN GUPTA	BUY	92800	84.72
COMMITTED	Committed Cargo Care Ltd	YUGA STOCKS AND COMMODITIES PRIVATE LIMITED .	BUY	80000	86.09
DHANBANK	Dhanlaxmi Bank Limited	NANDI CYLINDERS PVT LTD	BUY	1837800	28.79
DIVGIITTS	Divgi Torqtransfer Syst L	ICICI PRUDENTIAL MUTUAL FUND	BUY	220980	1080
DIVGIITTS	Divgi Torqtransfer Syst L	ICICI PRUDENTIAL MUTUAL FUND	BUY	178963	1080
DIVGIITTS	Divgi Torqtransfer Syst L	ICICI PRUDENTIAL MUTUAL FUND	BUY	223703	1080
DIVGIITTS	Divgi Torqtransfer Syst L	MOTILAL OSWAL MUTUAL FUND	SELL	550000	1080
DIVGIITTS	Divgi Torqtransfer Syst L	MOTILAL OSWAL MUTUAL FUND	SELL	484225	1080.29
EFACTOR	E Factor Experiences Ltd	MANSI SHARE AND STOCK ADVISORS PVT LTD	SELL	65600	157.85
EUROBOND	Euro Panel Products Ltd	AURUM SME TRUST I	BUY	225000	159.36
EXCEL	Excel Realty N Infra Ltd	GARGI KHURANA	SELL	36896252	0.3
EXCEL	Excel Realty N Infra Ltd	NX BLOCK TRADES PRIVATE LIMITED	BUY	13100000	0.3
EXCEL	Excel Realty N Infra Ltd	SAHASTRAA ADVISORS PRIVATE LIMITED	BUY	10000000	0.3
GULFPETRO	GP Petroleums Limited	SANTOSH INDUSTRIES LTD	BUY	270000	64.4
GSS	GSS Infotech Limited	JAINAM BROKING LIMITED	SELL	87000	207
GPPL	Gujarat Pipavav Port Ltd	WISDOMTREE INDIA INVESTMENT PORTFOLIO INC.	BUY	2471195	138.23
JALAN	Jalan Transolu. India Ltd	AGRAWAL NIKUNJ	BUY	99000	4.69
KANANIIND	Kanani Industries Ltd	ANILKUMAR BHIKHABHAI VIRANI	SELL	500000	8.76
MOS	Mos Utility Limited	ADITYA KUMAR HALWASIYA	SELL	195200	98
NBIFIN	N.B.I. Ind. Fin. Co. Ltd	DORITE TRACON PRIVATE LIMITED	SELL	74000	1785
NBIFIN	N.B.I. Ind. Fin. Co. Ltd	DORITE TRACON PRIVATE LIMITED	SELL	74000	1785
NBIFIN	N.B.I. Ind. Fin. Co. Ltd	TANUSHREE LOGISTICS PRIVATE LIMITED	BUY	74000	1785
NBIFIN	N.B.I. Ind. Fin. Co. Ltd	TANUSHREE LOGISTICS PRIVATE LIMITED	BUY	74000	1785
JAIPURKURT	Nandani Creation Limited	TOPGAIN FINANCE PRIVATE LIMITED	SELL	75000	82.35
OLIL	Oneclick Logistics Ind L	TOPGAIN FINANCE PRIVATE LIMITED	SELL	19200	102.95
PODDARHOUS	Poddar House & Dvpt Ltd	VIJAY KUMAR DOCHANIA	BUY	53443	119.69
QFIL	Quality Foils (India) Ltd	JAIN SANJAY POPATLAL	SELL	16000	99.67
SAH	Sah Polymers Limited	MERU INVESTMENT FUND PCC- CELL 1	BUY	131090	95.15
SIGIND	Signet Industries Limited	SANTOSH KUMAR GARG	BUY	350581	77.14
TARMAT	Tarmat Limited	JITA CHETAN SHETH	SELL	124456	87.82
URBAN	Urban Enviro Waste Mgmt L	PARAG BHARAT MEHTA	SELL	24000	185
URBAN	Urban Enviro Waste Mgmt L	PRIYANKA DATTA	BUY	24000	184.68
URBAN	Urban Enviro Waste Mgmt L	SHARMIN NASSER	SELL	66000	184.91

#### Disclosure:

Research Reports that are published by Nirmal Bang Securities Private Limited (hereinafter referred to as “NBSPL”) are for private circulation only. NBSPL is a registered Research Analyst under SEBI (Research Analyst) Regulations, 2014 having Registration no. INH000001766. NBSPL is also a registered Stock Broker with National Stock Exchange of India Limited, BSE Limited, Metropolitan Stock Exchange of India Limited, Multi Commodity Exchange of India Limited and , National Commodity and Derivative Exchange Limited in Capital Market , Equity and Commodities derivatives segments and Currency Derivatives Segment .

NBSPL has other business divisions with independent research teams separated by Chinese walls, and therefore may, at times, have different or contrary views on stocks and markets.

NBSPL or its associates have not been debarred / suspended by SEBI or any other regulatory authority for accessing / dealing in securities Market since last 20 years. NBSPL, its associates or analyst or his relatives do not hold any financial interest (Except Investment) in the subject company. NBSPL or its associates or Analyst do not have any conflict or material conflict of interest at the time of publication of the research report with the subject company. NBSPL or its associates or Analyst or his relatives may or may not hold beneficial ownership of 1% or more in the subject company at the end of the month immediately preceding the date of publication of this research report.

NBSPL or its associates / analyst has not received any compensation / managed or co-managed public offering of securities of the company covered by Analyst during the past twelve months. NBSPL or its associates have not received any compensation or other benefits from the company covered by Analyst or third party in connection with the research report. Analyst has not served as an officer, director or employee of Subject Company. NBSPL / analyst has not been engaged in market making activity of the subject company.

**Analyst Certification:** The research analysts and authors of these reports, hereby certify that the views expressed in this research report accurately reflects my/our personal views about the subject securities, issuers, products, sectors or industries. It is also certified that no part of the compensation of the analyst(s) was, is, or will be directly or indirectly related to the inclusion of specific recommendations or views in this research. The analyst(s) principally responsible for the preparation of this research report and has taken reasonable care to achieve and maintain independence and objectivity in making any recommendations.



**Disclaimer:**

The Research Report is for the personal information of the authorized recipient and does not construe to be any investment, legal or taxation advice. NBSPL is not soliciting any action based upon it. Nothing in the research report shall be construed as a solicitation to buy or sell any security or product, or to engage in or refrain from engaging in any such transaction. In preparing the research report, we did not take into account the investment objectives, financial situation and particular needs of the reader.

The research report has been prepared for the general use of the clients of NBSPL and must not be copied, either in whole or in part, or distributed or redistributed to any other person in any form. If you are not the intended recipient you must not use or disclose the information in the research report in any way. Though disseminated to all the customers simultaneously, not all customers may receive the research report at the same time. NBSPL will not treat recipients as customers by virtue of their receiving the research report. The research report is not directed or intended for distribution to or use by any person or entity resident in a state, country or any jurisdiction, where such distribution, publication, availability or use would be contrary to law, regulation or which would subject NBSPL & its group companies to registration or licensing requirements within such jurisdictions.

The report is based on the information obtained from sources believed to be reliable, but we do not make any representation or warranty that it is accurate, complete or up-to-date and it should not be relied upon as such. We accept no obligation to correct or update the information or opinions in it. NBSPL or any of its affiliates or employees shall not be in any way responsible for any loss or damage that may arise to any person from any inadvertent error in the information contained in the research report. NBSPL or any of its affiliates or employees do not provide, at any time, any express or implied warranty of any kind, regarding any matter pertaining to this report, including without limitation the implied warranties of merchantability, fitness for a particular purpose, and non-infringement. The recipients of the research report should rely on their own investigations.

This information is subject to change without any prior notice. NBSPL reserves its absolute discretion and right to make or refrain from making modifications and alterations to this statement from time to time. Nevertheless, NBSPL is committed to providing independent and transparent recommendations to its clients, and would be happy to provide information in response to specific client queries.

Before making an investment decision on the basis of research report, the reader needs to consider, with or without the assistance of an adviser, whether the advice is appropriate in light of their particular investment needs, objectives and financial circumstances. There are risks involved in securities trading. The price of securities can and does fluctuate, and an individual security may even become valueless. International investors are reminded of the additional risks inherent in international investments, such as currency fluctuations and international stock market or economic conditions, which may

adversely affect the value of the investment. Opinions expressed are subject to change without any notice. Neither the company nor the director or the employees of NBSPL accept any liability whatsoever for any direct, indirect, consequential or other loss arising from any use of the research report and/or further communication in relation to the research report. Here it may be noted that neither NBSPL, nor its directors, employees, agents or representatives shall be liable for any damages whether direct or indirect, incidental, special or consequential including lost revenue or lost profit that may arise from or in connection with the use of the information contained in the research report.

Copyright of this document vests exclusively with NBSPL.

Our reports are also available on our website

Registration granted by SEBI and certification from NISM in no way guarantee performance of NBSPL or provide any assurance of returns to investors.

**Nirmal Bang Research (Division of Nirmal Bang Securities Pvt. Ltd.)**

B-2, 301/302, Marathon Innova,  
Opp. Peninsula Corporate Park  
Off. Ganpatrao Kadam Marg  
Lower Parel(W), Mumbai-400013  
Board No. : 91 22 6723 8000/8001  
Fax. : 022 6723 8010